

CASSE ALIMENTARI



Made in Italy



HORECA

CARTLANDIA[®]
CARTOTECNICA INDUSTRIALE





Cassa chiusa 400x300

Euronorm crate 400x300




2210-N - 9 LITRI
40x30 h 10 cm.



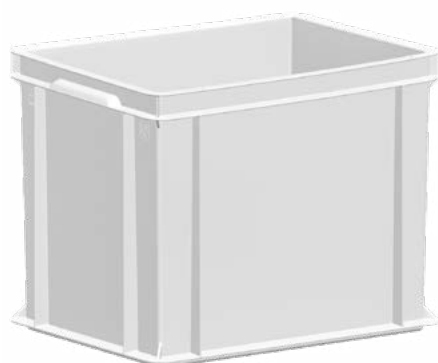
2213-N - 12 LITRI
40x30 h 13 cm.



2217-N - 16 LITRI
40x30 h 17 cm.



2222-N - 21 LITRI
40x30 h 22 cm.



2232-N - 31 LITRI
40x30 h 32 cm.



2200-N
Coperchio per cassa 40x30
LID FOR 40x30 CRATE



2200C-N
Coperchio per cassa 40x30 con chiusura
LID FOR 40x30 CRATE WITH LOCKING



**CONTENITORI
PER ALIMENTI E
MILLEUSI**
Food and
Multipurpose
Containers



impilabili



temperatura
esercizio



Fondo liscio
Smooth bottom



CASSA EUROPA 40x30
MANIGLIE INTEGRATE
EURONORM CRATE 40x30
INTEGRATED HANDLES



CASSA EUROPA 40x30
PREDISPOSTA PER CHIUSURA
EURONORM CRATE 40x30
DESIGNED FOR LOCKING

Cassa chiusa 600x400

Euronorm crate 600x400




4407-N - 12 LITRI
60x40 h 7 cm.



4410-N - 18 LITRI
60x40 h 10 cm.

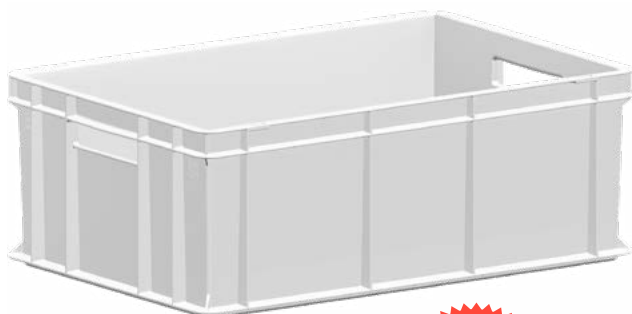


4413-N - 24 LITRI
60x40 h 13 cm.



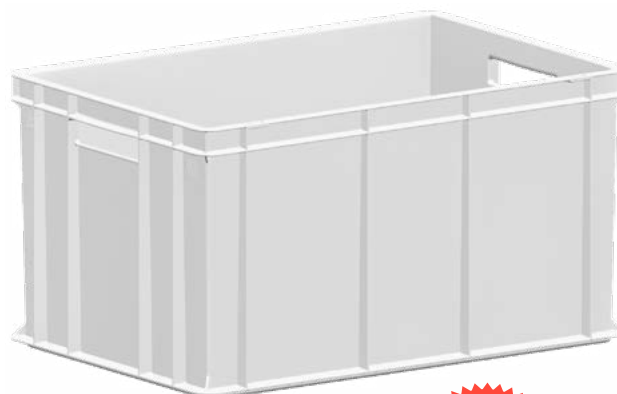
4417-N - 32 LITRI
60x40 h 17 cm.

NEW



4422-N - 42 LITRI
60x40 h 22 cm.

NEW



4432-N - 64 LITRI
60x40 h 32 cm.

NEW

○
N



4400-N
Coperchio per cassa 60x40
LID FOR 60x40 CRATE

○
N





Cassa forata 600x400

Euronorm crate perforated 600x400



6007

Cassa impilabile fondo forato e pareti forate - lt. 12
Stackable crate perforated bottom and perforated walls - lt. 12



6010

Cassa impilabile fondo forato e pareti forate - lt. 18
Stackable crate perforated bottom and perforated walls - lt. 18



6013

Cassa impilabile fondo forato e pareti forate - lt. 24
Stackable crate perforated bottom and perforated walls - lt. 24

**CONTENITORI
PER ALIMENTI E
MILLEUSI**
Food and
Multipurpose
Containers



impilabili



temperatura
esercizio



Fondo grigliato
Grilled bottom



5800

Carrello per casse 60x40
Trolley 60x40 for crates



ROB



N

Cassa LIGHT BOX 650x425

LIGHT BOX crate 650x425



5908

Cassa chiusa impilabile con maniglie - lt. 19
Stackable crate full bottom and walls with handles - lt. 19



5911

Cassa chiusa impilabile con maniglie - lt. 25
Stackable crate full bottom and walls with handles - lt. 25



BIM



impilabili



temperatura
esercizio



TS

5900
Coperchio per casse Light Box
Lid for Light Box crates

BIM





Cassa sovrapponibile ed impilabile

Stackable and insertable multipurpose crates



**CONTENITORI
PER ALIMENTI E
MILLEUSI**
Food and
Multipurpose
Containers



impilabili




temperatura
esercizio



131
Cassa milleusi impilabile sovrapponibile - lt. 50/65/90
Stackable and insertable multipurpose crate - lt. 50/65/90



132
Cassa forata impilabile sovrapponibile - lt. 50/65
Stackable and insertable perforated crate - lt. 50/65



133
Coperchio per casse
Lid for crates



Cassa sovrapponibile ed impilabile

Stackable and insertable multipurpose crates



143

Cassa universale con coperchio (per alimenti) - lt. 20/40/60
Crate with lid (for food) - lt. 20/40/60



Coperchi impilabili
Stackable lids



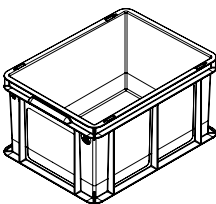







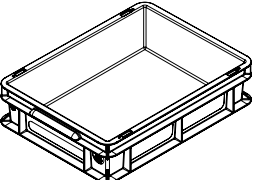







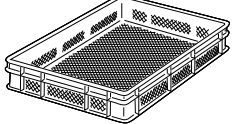

















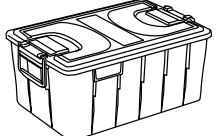





Porta targhetta
Tag holder



Casse grandi e piccole tra loro
sovrapponibili
Large and small crates can
be put one on the other



CASSE ALIMENTARI

	ARTICOLO	EAN CODE	DESCRIZIONE	PER ALIM.	COLORE	MISURA/ CAPACITÀ	IMB. PEZZI	PEZZI. PALLET
	2210-N	8004331221006	CASSA CHIUSA ALIMENTARE - lt. 9		Neutro	40X30xh10	1	168
	2213-N	8004331221303	CASSA CHIUSA ALIMENTARE - lt. 12		Neutro	40X30xh13	1	144
	2217-N	8004331221709	CASSA CHIUSA ALIMENTARE - lt. 16		Neutro	40X30xh17	1	104
	2222-N	8004331222201	CASSA CHIUSA ALIMENTARE - lt. 21		Neutro	40X30xh22	1	80
	2232-N	8004331223108	CASSA CHIUSA ALIMENTARE - lt. 31		Neutro	40X30xh32	1	56
	2200-N	8004331220009	COPERCHIO PER CASSE ALIMENTARE		Neutro	40X30	1	800
	2200C-N	8004331220023	COPERCHIO CON CHIUSURA PER CASSE ALIM.		Neutro	40X30	1	800
	4407-N	8004331440704	CASSA CHIUSA ALIMENTARE - lt. 12		Neutro	60X40xh7	1	148
	4410-N	8004331441008	CASSA CHIUSA ALIMENTARE - lt. 18		Neutro	60X40xh10	1	104
	4413-N	8004331441305	CASSA CHIUSA ALIMENTARE - lt. 24		Neutro	60X40xh13	1	76
	4417-N	8004331441701	CASSA CHIUSA ALIMENTARE - lt. 32		Neutro	60X40xh17	1	56
	4422-N	8004331442203	CASSA CHIUSA ALIMENTARE - lt. 42		Neutro	60X40xh22	1	40
	4432-N	8004331443217	CASSA CHIUSA ALIMENTARE - lt. 64		Neutro	60X40xh32	1	28
	4400-N	8004331440001	COPERCHIO PER CASSE ALIMENTARE		Neutro	60X40	1	400
	6007-N	8004331600702	CASSA FORATA ALIMENTARE - lt. 12		Neutro	60X40xh7	1	148
	6010-N	8004331601006	CASSA FORATA ALIMENTARE - lt. 18		Neutro	60X40xh10	1	104
	6013-N	8004331601303	CASSA FORATA ALIMENTARE - lt. 24		Neutro	60X40xh13	1	76
	5800	8004331580004	CARRELLO CON RUOTE ABS		Rosso	62X42xh14	1	-
	5908-BIM	8004331059081	CASSA CHIUSA CON MANIGLIE - lt. 19		Bianco	65X42,5xh8	1	84
	5911-BIM	8004331059111	CASSA CHIUSA CON MANIGLIE - lt. 25		Bianco	65X42,5xh11	1	60
	5900-BIM	8004331059005	COPERCHIO BIANCO		Bianco	65,5X43,5xh3	12	-
	5900-TS	8004331059012	COPERCHIO TRASLUCIDO		Trasparente	65,5X43,5xh3	12	-
	131/50-N	8004331131503	CASSA CHIUSA SOVRAPPONIBILE - lt.50		Neutro	55X43xh31	1	84
	131/65-N	8004331131657	CASSA CHIUSA SOVRAPPONIBILE - lt.65		Neutro	63X44xh34	1	96
	131/90-N	8004331131909	CASSA CHIUSA SOVRAPPONIBILE - lt.90		Neutro	72X47xh36	1	54
	132/50-N	8004331132500	CASSA FORATA SOVRAPPONIBILE - lt.50		Neutro	55X43xh31	1	84
	132/65-N	8004331132654	CASSA FORATA SOVRAPPONIBILE - lt.65		Neutro	63X44xh34	1	96
	133/50-N	8004331133507	COPERCHIO CASSA - lt. 50		Neutro	55X43	10	400
	133/65-N	8004331133651	COPERCHIO CASSA - lt. 65		Neutro	63X44	10	400
	133/90-N	8004331133903	COPERCHIO CASSA - lt. 90		Neutro	72X47	10	150
	143/20-BIM	8004331143209	FOOD BOX CASSA CON COPERCHIO - lt.20		Bianco	38X28xh30	6	84
	143/20-TS	8004331143216	FOOD BOX CASSA CON COPERCHIO - lt.20		Trasparente	38X28xh30	6	84
	143/40-BIM	8004331143407	FOOD BOX CASSA CON COPERCHIO - lt.40		Bianco	58X38xh26	6	48
	143/40-TS	8004331143414	FOOD BOX CASSA CON COPERCHIO - lt.40		Trasparente	58X38xh26	6	48
	143/60-BIM	8004331143605	FOOD BOX CASSA CON COPERCHIO - lt.60		Bianco	58X38xh38	4	32
	143/60-TS	8004331143612	FOOD BOX CASSA CON COPERCHIO - lt.60		Trasparente	58X38xh38	4	32

COLORI, MODELLI E CARATTERISTICHE TECNICHE POTRANNO SUBIRE VARIAZIONI SENZA PREAVVISO.
COLOURS, MODELS AND TECHNICAL FEATURE CAN BE SUBJECT TO CHANGE WITHOUT WARNING.